



Please see the bulletin below. Use these quick links to navigate directly to the relevant topic for your child without having to scroll down.

1. [Whole School – Grenville in the News!](#)
2. [Whole School – FROGGS Meeting](#)
3. [Year 6 Families – Bikeability Reminder](#)
4. [Whole School – Nursery Corner](#)
5. [Whole School – Gallery of Learning](#)
6. [Whole School – Diary Dates](#)

1. **Recipients: Whole School**
Action Required: Information

Date: 14-Jan-22

Grenville in the News!

We are really pleased to inform you that Grenville has made it to the local paper again. We will be appearing in the Buckinghamshire Advertiser this week with an article describing how we planted a beech sapling as part of the national "Queen's Green Canopy" project.



2. Recipients: Whole School
Action Required: Information

Date: 14-Jan-22

FROGGS Meeting – Thursday 20th January at 6.30pm

Everyone is invited to attend a zoom FROGGS meeting at 6.30pm on Thursday 20th January to discuss fundraising and event opportunities for the school during the Spring term. Having had some of the core group leave last year, we would really appreciate seeing some new faces at the meeting. We would love to hear from you if you can provide one of the following:

- Volunteer to help at one or more event
- Have some ideas to share for fundraising
- Can support behind the scenes for one or more of the events
- Would like to offer some moral support!



WHAT: FROGGS Meeting

WHEN: Thursday January 20th at 06:30pm

MEETING ID: 821 1531 4737

PASSCODE: 009346

LINK:

<https://us06web.zoom.us/j/82115314737?pwd=QIRBdm5rNXhTSVhkcN4cDhQVWdPZz09>

3. Recipients: Year Six Families
Action Required: Information

Date: 14-Jan-22

If you have signed your child up for bikeability in Year 6, it will be starting next week on Monday. Please make sure your child brings their bicycle to school, along with a suitable helmet. Children are to park their bicycles outside Year 5 in the bike racks. If you have any further questions, please contact Ms Thornton on year6@georgegrenville.co.uk

Bicycle Checklist

Please tick off the bicycle, helmet and clothing checks below:

1. MECHANICAL CONDITION:
Are the saddle, handlebars and wheel fixed on tight?

2. FRAME & SEAT POST:
Is the frame the appropriate size for your child?

Can your child comfortably touch the floor with their toes whilst sat on the saddle?

3. BRAKES:
Does the bike have a working front and rear brake capable of stopping the bike?

Can your child comfortably reach and operate the brake levers?

4. TYRES:
Are both tyres inflated to the required tyre pressure stamped on the side of the tyre?

5. CHAIN:
Have you cleaned and oiled the chain?

6. GEARS:
If present, do the gears change smoothly without any delays?

Did you know? Many local bike shops offer free bike checks for Bikeability participants.



For advice and videos on checking bicycles, helmets, and clothing before a course, please visit our website: www.outspokentraining.co.uk

Helmet Checklist



- 1. Does the helmet conform to BS EN 1078:1997 or equivalent (check sticker inside the helmet)?
- 2. Does the helmet sit comfortably on the top of your child's head?
- 3. Is the peak of the helmet sitting about two finger widths from your child's eyebrows?
- 4. Do the side adjusters sit just below your child's ears forming a nice V on either side of their head?
- 5. When done up, does the chin strap allow for two fingers to fit between the buckle and your child's chin?

Clothing Checklist

PLEASE ENSURE YOUR CHILD HAS A WAY OF CARRYING WATER BOTTLES, MEDICATION, ETC SUCH AS A BACKPACK.

If your child has their own Hi-Viz, please send this to school with them so they can wear this for training.

Please ensure that your child will be dressed appropriately for the weather conditions each day:

- 1. **WINTER:** Gloves, a coat and extra warm clothes to wear during the training.
- 2. **SUMMER:** Sun cream and a water bottle.

4. Recipients: Nursery
Action Required: Information

Date: 14-Jan-22

Nursery children have been using the giant dice to practise their number skills as well as singing lots of number songs.





Reception

In Reception, we have been using our small world story scene and puppets to retell the story of The Three Little Pigs.



Year 1

Year 1 were challenged to find numbers all around them. This could be numbers written, amounts of things or different representations of numbers. They found many different ways of finding numbers.



Year 2

This week, Year 2 found a strange, old box! When we looked inside, we had to look through all the exciting artefacts to find clues about where it came from. There were pages from a diary, some photos, a compass, and even a map! We have solved lots of riddles and found more questions we'd like to answer.

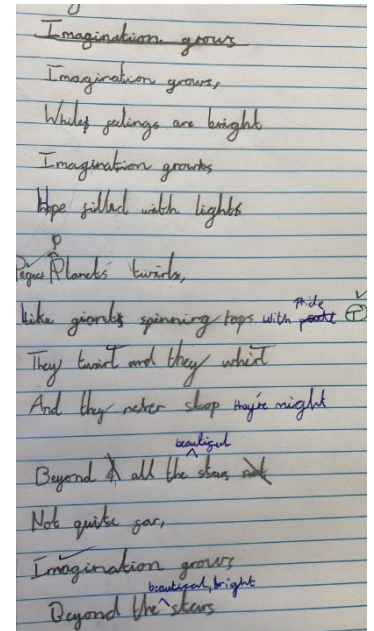


Year 3

This week, Year 3 have been using lines to represent form in their drawing. They experimented with using light pressure to create construction lines to help them draw different fruits from basic shapes.

Year 4

Year 4 have been fully immersed into our new theme this week (One Small Step), and have written some lovely space poetry using a variety of poetic devices.




Year 5

Year 5 have been working hard in their drama lessons to begin learning how to perform monologues and duologues in the role of well-known characters. Hopefully they will be able to share some of these with you when they are finished.

Year 6

Year 6 has spent time this week writing up their sublimation investigations, including describing how they were able to play 'table tennis' with sublimating CO₂ and why it worked so well!



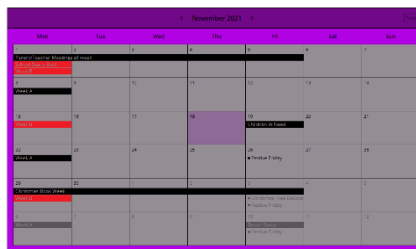
School Calendar

Please note, all school have been able to add an extra BANK HOLIDAY into their calendars due to the Queen's Jubilee and we have chosen to add this on **Friday 27th May**

Please keep visiting the calendar page on our website to ensure you have all the most up to date information.

Monday 17th – Thursday 20th January - Year 6 bikeability

Thursday 20th January – FROGGS Meeting on Zoom – ALL welcome!



<https://www.georgegreville.co.uk/school-calendar.html>