


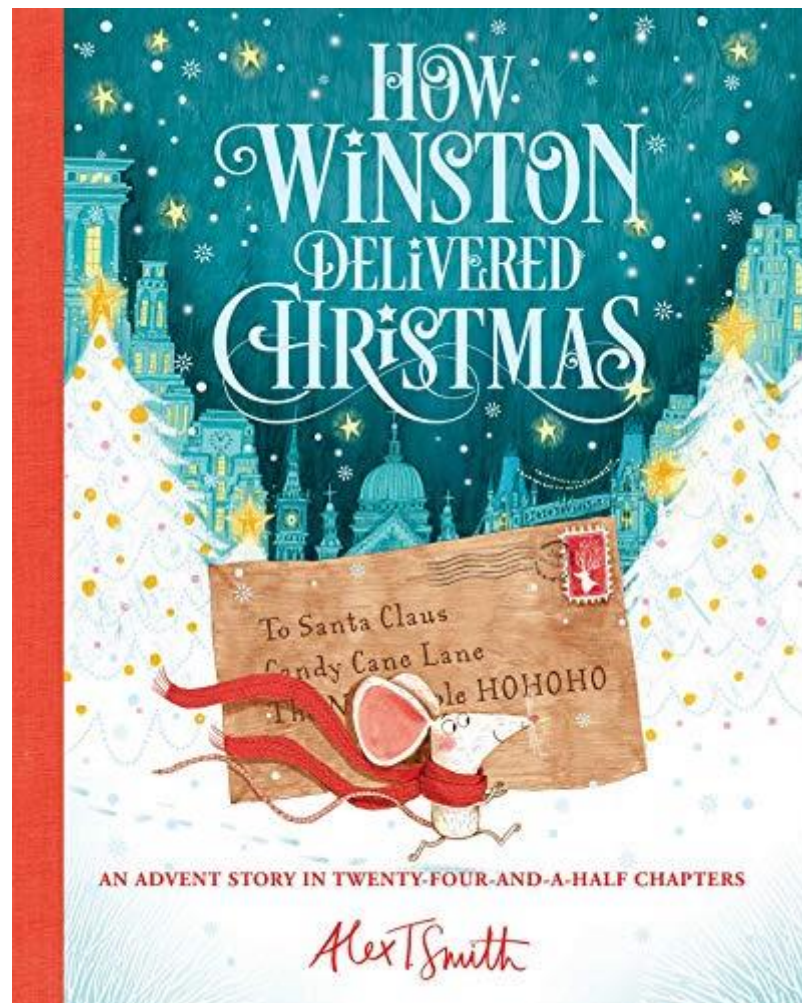


Please see the bulletin below. Use these quick links to navigate directly to the relevant topic for your child without having to scroll down.

1. [Whole School – Stars of the Week](#)
2. [Whole School – Christmas Advent Story](#)
3. [Whole School – Santa Float Arrives at Grenville](#)
4. [Whole School – Nativity Tickets on Sale](#)
5. [Whole School – Christmas Dinner, Party Day and Concert](#)
6. [Nursery – Nursery Corner](#)
7. [Whole School – Gallery of Learning](#)
8. [Whole School – Go Crackers Against Cancer \(Christmas Town Event\)](#)
9. [Whole School – Diary Dates](#)

1.	<p>Recipients: Whole School Action Required: Information</p> <p style="text-align: right;">Date: 8-Dec-23</p> <p><u>Stars of the Week</u></p> <p>Well done to all our stars of the week this week. We have been so impressed by all the hard work and effort that has gone into achieving this award.</p>																								
	<div style="display: flex; align-items: center;">  <table border="1" style="border-collapse: collapse; text-align: center;"> <thead> <tr style="background-color: #4a4a8a; color: white;"> <th style="padding: 5px;">Year Group</th> <th style="padding: 5px;">Name</th> <th style="padding: 5px;">Name</th> </tr> </thead> <tbody> <tr> <td style="padding: 5px;">Reception</td> <td style="padding: 5px;">Bob</td> <td style="padding: 5px;">Dahlia</td> </tr> <tr> <td style="padding: 5px;">Year 1</td> <td style="padding: 5px;">Louis P</td> <td style="padding: 5px;">Arina</td> </tr> <tr> <td style="padding: 5px;">Year 2</td> <td style="padding: 5px;">Chloe</td> <td style="padding: 5px;">Henry</td> </tr> <tr> <td style="padding: 5px;">Year 3</td> <td style="padding: 5px;">Rehina</td> <td style="padding: 5px;">Maisie</td> </tr> <tr> <td style="padding: 5px;">Year 4</td> <td style="padding: 5px;">JJ</td> <td style="padding: 5px;">Emily</td> </tr> <tr> <td style="padding: 5px;">Year 5</td> <td style="padding: 5px;">Isabel O</td> <td style="padding: 5px;">Heri</td> </tr> <tr> <td style="padding: 5px;">Year 6</td> <td style="padding: 5px;">Savannah</td> <td style="padding: 5px;">Mollie</td> </tr> </tbody> </table> </div>	Year Group	Name	Name	Reception	Bob	Dahlia	Year 1	Louis P	Arina	Year 2	Chloe	Henry	Year 3	Rehina	Maisie	Year 4	JJ	Emily	Year 5	Isabel O	Heri	Year 6	Savannah	Mollie
Year Group	Name	Name																							
Reception	Bob	Dahlia																							
Year 1	Louis P	Arina																							
Year 2	Chloe	Henry																							
Year 3	Rehina	Maisie																							
Year 4	JJ	Emily																							
Year 5	Isabel O	Heri																							
Year 6	Savannah	Mollie																							

Advent Christmas Story



This Christmas, the staff at Grenville will be reading a chapter each of “How Winston Delivered Christmas” each day of advent. You can find the links on our website and follow along each day. The last day will be Christmas Eve! Each day, there will be a fun activity you may want to try with your whole family.

We hope you enjoy this Christmas story treat!

Click on the link below to access each chapter.

<https://www.georgegrenville.co.uk/christmas-advent-story.html>

3 **Recipients: Whole School**
Action Required: Information

Date: 8-Dec-23

Santa Float comes to Grenville

The children at Grenville were lucky enough to welcome a special visitor to the school on Wednesday: Father Christmas and his float. All the boys and girls enjoyed the visit and talking to his elves!



4 **Recipients: Whole School**
Action Required: Information

Date: 8-Dec-23

Nativity Tickets Still on Sale!


There are still tickets available for both performances. Please make sure you have booked your ticket before Monday 11th December. We will then release the extra tickets to all families who would like to purchase more. Quite often the afternoon performance has the smallest attendance so there is a higher chance of more tickets being released for the 2pm performance. Please remember that children will require their own ticket (unless babies are in arms) and no pushchairs in the hall please.

Tickets will be sent home via your child's book bag next week.

To ensure that all children are present for the performance at 5pm, we would like your child/ren to remain in school. We will provide a film, pizza and drink between the two performances.

Many thanks and we look forward to seeing you.

KS1 Team



Christmas Lunch, Party Day and Carol Concert



Christmas lunch will be on Tuesday 12th December next week. If you have pre-booked with Fresh Start, the children will be served a delicious Christmas Dinner to enjoy

On Monday 18th December, Children in Reception through to Year 6 are invited to come to school either in their party clothes or in Christmas jumpers etc. Please make sure they are still wearing sensible shoes and warm clothes as they will be outside for break. KS2 will also be walking up to the church to practise their concert. There is **no** need to provide any party food.



On Tuesday 19th December, the children in nursery will be holding their Christmas Party followed by their Concert in the morning for parents to enjoy. Nursery will be closing at 11.45am. Children from Reception through to Year 6 will be walking up to the church in the morning ready to start their carol concert at 12pm.

Please join us at the Parish Church for this concert (everyone is welcome). If you are able to volunteer as an adult to walk up to the church, then please speak to your child's class teacher. The concert will be finished by 1pm and children will need to be picked up at the church. School is closed in the afternoon.

6

Recipients: Nursery
Action Required: Information


Date: 8-Dec-23

NURSERY CORNER

We were very excited to receive an early gift from Santa, a beautiful book called **The Winter Wish**.

We took it in turns to be the shopkeeper in our own nursery bookshop, with lots of lovely Christmas books to choose from. It was cosy and comfy just like the bookshop in the story.

We were also inspired to create our own reindeer using a collage method and used both natural and crafting resources to make our large story inspired display.



7

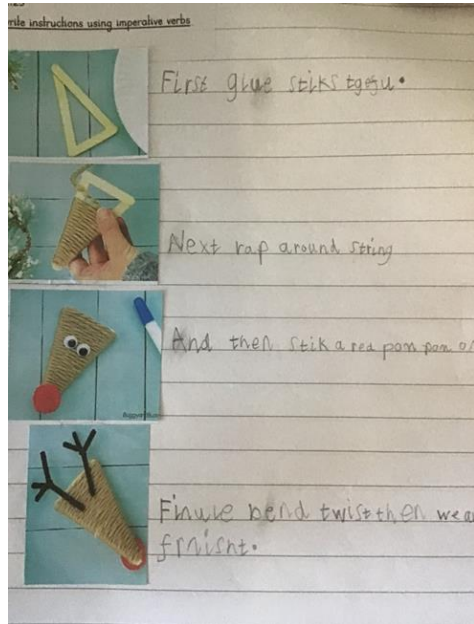
Recipients: Whole School
Action Required: Information

Date: 8-Dec-23



Reception

This week, Reception have really enjoyed making their own brightly decorated house and shop fronts to create a colourful street linked to our Christmas Book Week. We also thoroughly enjoyed our visit from Father Christmas.



Year 1

After reading, *The Winter Wish*, the children in Year 1 made their own stick reindeer. Then the children wrote their own instructions on how to make a stick reindeer. We talked about bossy verbs (imperative verbs) and used them in their sentences.



Year 2

This week, Year 2 have made Christmas Decorations of the reindeer from the Christmas book *The Winter Wish*. They have also written command sentences for their instructions.



Year 3

Christmas Book Week has been very exciting for Year 3. They have been exploring the bookshop in their classroom that was a replica of the book shop in the story. They even got to enjoy a biscuit while we read the story. They then visited the University Book Shop to find out some of the amazing things about independent book shops.




Year 4

Year 4 used their knowledge of arrays to solve a Winter Wish problem. Just how many panes of glass were there down the street in our Christmas book?

We used our skill of using arrays and multiplying three numbers together to reach an answer! With the houses in our picture, the answer was 124!

Year 5

This Christmas Book Week, Year 5 created some digital art to show their own appealing bookshop window.



Year 6

This week for Christmas Book Week, Year 6 have been writing an advert for The University Bookshop. To find out all about it and to bring their writing to life, we visited the bookshop and learnt all about it from the owner, who was very helpful!

**“GO CRACKERS
AGAINST CANCER”
SUNDAY DECEMBER 17th**

Buckingham Cricket Club MK18 1BG



All children and families.....an exciting opportunity to visit Father Christmas and to enjoy a very different and captivating encounter. “Cracker” Jack and his team will beguile and steer you through a series of magical ventures culminating in seeing Santa who will enthral you with tales and anecdotes of Christmas at the North Pole!

On the way you can tackle projects in Santa’s apprentices’ Toy Factory, savour the fun of the Magic Cracker Cave where you may be a lucky winner of a “Golden Ticket” and watch a live broadcast from the North Pole where Rudy, Santa’s reindeer herdsman, will be feeding Dancer, Prancer, Comet and the other reindeer. Even though you may not have won a golden ticket, you will take home not only all the gifts you have created but also a special magical memento Santa has brought for you!

Ticket booking on line <https://www.cancerresearchuk.org/gocrackers> and although all ages of children will be welcome, our recommended age range is from 3 years to 11 years old.

Time slots between 9.15 am and 4.30 pm will be available on the site and the cost is £20 per child parents, grandparents and siblings are free!

If you would like further information please contact Lionel Weston 01280816413 or lionelweston9@gmail.com

School Calendar

Please keep visiting the calendar page on our website to ensure you have all the most up to date information.

Autumn Term Key Dates

Monday 11th December – Year 4 Christmas Unwrapped

Tuesday 12th December – Christmas Dinner Day

Thursday 14th December – Reception and KS1 Nativity at 2pm and 5pm

Monday 18th December – Christmas Party Day

Tuesday 19th December – Christmas Carols at 12pm – 1pm at Buckingham Parish Church


Tuesday 19th December at 1pm – BREAK UP FOR CHRISTMAS

20th December – 3rd January – CHRISTMAS HOLIDAYS

3rd January – NO SCHOOL – Staff INSET

Thursday 4th January – School Starts Back

Wednesday 24th January – Young Voices Concert



<https://www.georgegrenville.co.uk/school-calendar.html>