



Another great week at GGA!

Nursery



Fun in the Autumn Sun

Our outside area provides us with endless opportunities to explore, investigate and experiment.



Reception




This week in Reception, we have been learning about the Hindu festival of light - Diwali. After we read the book, 'Lighting a lamp - A Diwali story', the children made their own diva lamp out of clay! Some children used their Funky Fingers to make their own Paper Lanterns.



Star of the Week



BLAIRE

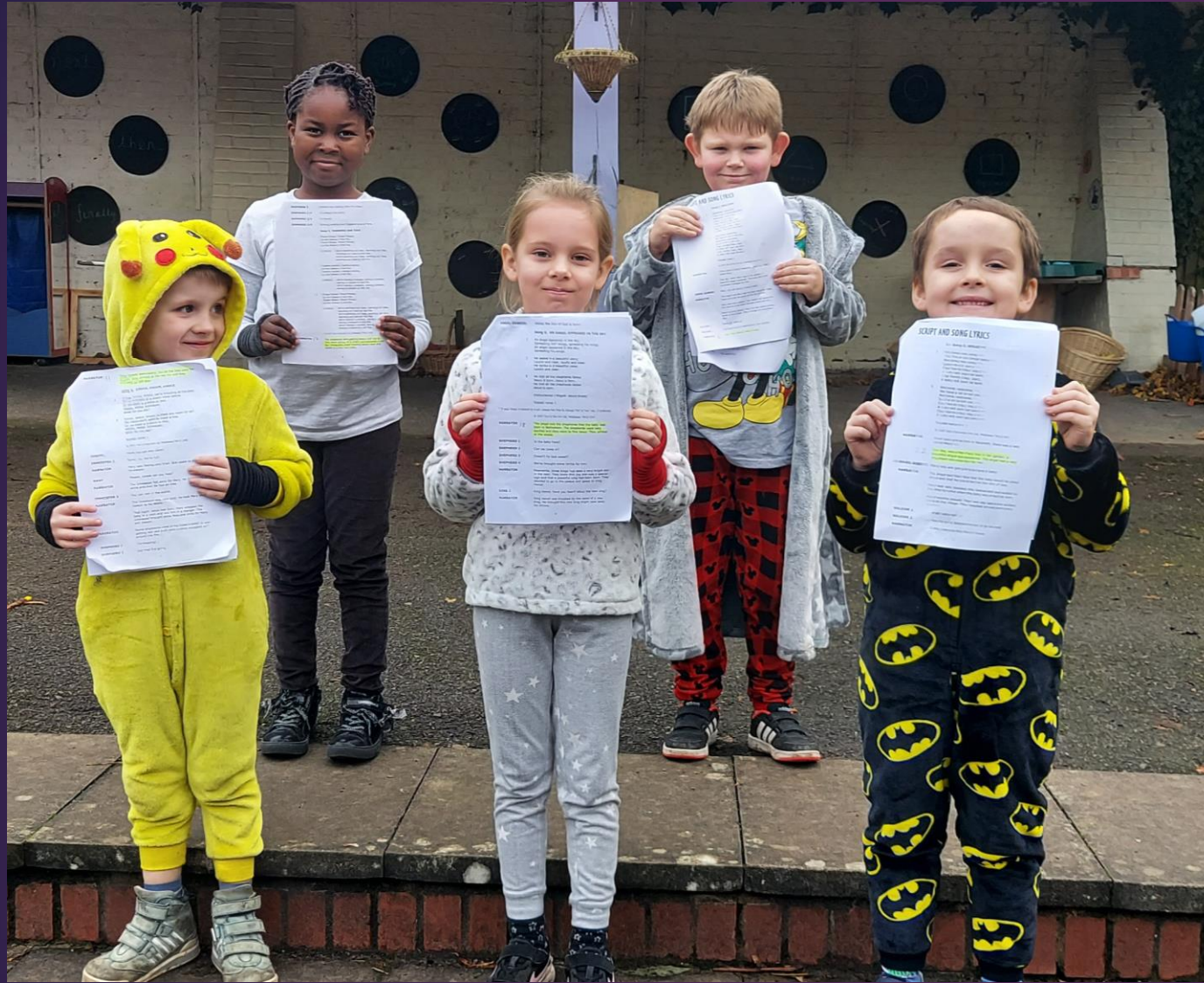


Year 1

Year One worked together to retell the story of The Nutcracker through shadow puppets. Please visit their year group page on our website to watch their short film.



MERCEDES



Year 2

Year 2 have been busy preparing for their nativity.

Star of the Week



BETHANY

Year 3

Wednesday 18th November 2020

L.O To write instructions using imperative verbs and time conjunctions.

1. Firstly get a hook and carefully put it up the nose and mash the brain up then carefully pull the hook out the nose.
2. Secondly make a incision with the flint on the left hand side. and take the organs out put them in canopic jars but dont take the heart out.
3. Next wash the body with perfume, spices and water from the Nile river and tip the body to 45° so the liquids can mix together.
4. After that cover the whole body with natron and keep it on for forty days preserve and let it dry.
5. Next place the amulets on the body then wrap the bandages around the body.
6. Next put the gilded face mask on it put it in the Sarcophagus and place in.
7. Finally put the Sarcophagus in the tomb.

Wednesday 18th November

L.O To write instructions using imperative verbs and time conjunctions

1. First get a hook and carefully put it up the nose mash the brain and pull it out.
2. make an incision in the side of the dead human and place the organs in canopic jars.
3. wash out the body with spices and water from the Nile river.
4. Next cover the body in natron and preserve for forty days.
5. then place amulets on the body and wrap it up with one hundred bandages of linen.
6. lift the body up and place the mummy in the sarcophagus.
7. Place the coffin in the tomb in hope the dead person will reach the gates of heaven the afterlife.

Year 3 have written some lovely instructions on mummification. They have loved learning how mummies were made and have learnt some fabulous new vocabulary!


Year 3 making a class pledge to take a stand against bullying



Star of the Week



GRACE



Year 4

Year 4 have been busy using maps and atlases to locate Italy and different features, such as the capital city, mountains and rivers. They have then been discussing the similarities and differences between Italy and where we live.


Year 4 making a class pledge to take a stand against bullying!



Star of the Week




EMILY



Year 5

YEAR 5 HAVE BEEN USING NEWTON METERS TO INVESTIGATE THE LINK BETWEEN MASS AND WEIGHT DURING THEIR SCIENCE LESSON ABOUT GRAVITY.





Star of the Week




RITIKA



Year 6




In Year 6, we have been learning about the politics behind the start of World War One. Children formed their own alliances and used drama to explain how each country went to war because of agreements that they had made with each other.



Star of the Week



ZEKE



ISAIAH



VIOLET
BELLA

Well done everyone!